

# FEES REGULATING AUTHORITY, MAHARASHTRA STATE

FEES APPROVAL SYSTEM FOR ACADEMIC YEAR 2021-22

Downloads Contact Log In

## Fees Search for Institute

Stream	H.S.T
Branch	E.E
District	Nashik

Get Report

Approved by Fees Regulating Authority, Maharashtra for Academic Year 2021-22

Name	District	Stream	Status	Date of Meeting	Tuition Fee	Development Fee	Total Fee
K. DISTRICT MARATHA VIDYA PRASARAK SAMAJ'S VEER. ADV. BABURAO GANPATRAO THAKARE COLLEGE OF ENGINEERING, NASHIK	Nashik	ENGG	Approved	24-09-2021	92034	11966	104000
P FOUNDATION'S, SANDIP INSTITUTE OF TECHNOLOGY RESEARCH CENTRE, MAHIRAVANI, NASHIK	Nashik	ENGG	Approved	04-03-2022	98323	10677	109000
VAGH INSTITUTE OF ENGINEERING EDUCATION AND RESEARCH, NASHIK	Nashik	ENGG	Approved	24-09-2021	122775	15225	138000
AMBA EDUCATION SOC. NASHIK'S S. N. D. COLLEGE OF ENGINEERING & RESEARCH, BABULGAON	Nashik	ENGG	Approved	04-03-2022	59556	7444	67000
RAJUR RURAL EDUCATION SOCIETY'S SIR VISVESVARAYA COLLEGE OF TECHNOLOGY, AT. POST-CHINCHOLI, TAL-SINMAR, NASHIK	Nashik	ENGG	No Upward Revision	19-12-2019	78541	9359	88000
JAIN COLLEGE OF ENGINEERING, (JAIN GURUKUL), ASGAR, CHANDWAD, (NASHIK)	Nashik	ENGG	Approved	24-09-2021	71176	8824	80000
IHRI COLLEGE OF ENGINEERING AND RESEARCH CENTRE, ARE, NASHIK	Nashik	ENGG	Approved	17-06-2022	70725	8275	79000
K. GRAMIN SHIKSHAN PRASARAK MANDAL'S BRAHMA VALLEY COLLEGE OF ENGINEERING AND RESEARCH INSTITUTE, NASHIK	Nashik	ENGG	Approved	06-01-2022	67446	7554	75000



**PRINCIPAL**  
Brahma Valley College of Engg. & RI

### Fees Search for Institute

Select Institute Type	H&T
Select Sub Type	B.E
Select District	Nashik

Get Report

### Fee Approved by Fees Regulating Authority, Maharashtra for Academic Year 2021-22

Sr. No.	Inst ID	Inst Name	District	Stream	Status	Date of Meeting	Tuition Fee	Development Fee	Total Fee
1	EN5108	NASHIK DISTRICT MARATHA VIDYA PRASARAK SAMAJ'S KARMAVEER. ADV.BABAURAO GANPATRAO THAKARE COLLEGE OF ENGINEERING, NASHIK	Nashik	ENGG	Approved	24-09-2021	92034	11966	104000
2	EN5109	SANDIP FOUNDATION'S, SANDIP INSTITUTE OF TECHNOLOGY AND RESEARCH CENTRE, MAHIRAVANI, NASHIK	Nashik	ENGG	Approved	04-03-2022	95323	10677	106000
3	EN5121	K. K. WAGH INSTITUTE OF ENGINEERING EDUCATION AND RESEARCH, NASHIK	Nashik	ENGG	Approved	24-09-2021	122775	15225	138000
4	EN5124	JAGADAMBA EDUCATION SOC. NASHIK'S S.N.D. COLLEGE OF ENGINEERING & RESEARCH, BABULGAON	Nashik	ENGG	Approved	04-03-2022	59556	7444	67000
5	EN5125	PRAVARA RURAL EDUCATION SOCIETY'S SIR. VISVESVARAYA INSTITUTE OF TECHNOLOGY, AT. POST-CHINCHOLI, TAL-SINNAR, DIST-NASHIK	Nashik	ENGG	No Upward Revision	19-12-2019	76641	9359	86000
6	EN5173	SNJB'S COLLEGE OF ENGINEERING, (JAIN GURUKUL), NEMINAGAR, CHANDWAD, (NASHIK)	Nashik	ENGG	Approved	24-09-2021	71176	8824	80000
7	EN5177	MATOSHRI COLLEGE OF ENGINEERING AND RESEARCH CENTRE, EKLAHARE, NASHIK	Nashik	ENGG	Approved	17-06-2022	70725	8275	79000
8	EN5180	NASHIK GRAMIN SHIKSHAN PRASARAK MANDAL'S BRAHMA VALLEY COLLEGE OF ENGINEERING AND RESEARCH INSTITUTE ANJANERI, NASHIK	Nashik	ENGG	Approved	06-01-2022	67446	7554	75000

### Fees Search for Institute


Select Institute Type	H&T
Select Sub Type	MBA/MMS
Select District	Nashik

Get Report

### Fee Approved by Fees Regulating Authority, Maharashtra for Academic Year 2021-22

Sr. No.	Inst ID	Inst Name	District	Stream	Status	Date of Meeting	Tuition Fee	Development Fee	Total Fee
1	EN5108	NASHIK DISTRICT MARATHA VIDYA PRASARAK SAMAJ'S KARMAVEER. ADV.BABAURAO GANPATRAO THAKARE COLLEGE OF ENGINEERING, NASHIK	Nashik	MBA	Approved	24-09-2021	88495	11505	100000
2	EN5109	SANDIP FOUNDATION'S, SANDIP INSTITUTE OF TECHNOLOGY AND RESEARCH CENTRE, MAHIRAVANI, NASHIK	Nashik	MBA	Approved	04-03-2022	124101	13899	138000
3	EN5121	K. K. WAGH INSTITUTE OF ENGINEERING EDUCATION AND RESEARCH, NASHIK	Nashik	MBA	Approved	24-09-2021	79858	10142	90000
4	EN5124	JAGADAMBA EDUCATION SOC. NASHIK'S S.N.D. COLLEGE OF ENGINEERING & RESEARCH, BABULGAON	Nashik	MBA	Approved	04-03-2022	64000	8000	72000
5	EN5125	PRAVARA RURAL EDUCATION SOCIETY'S SIR. VISVESVARAYA INSTITUTE OF TECHNOLOGY, AT. POST-CHINCHOLI, TAL-SINNAR, DIST-NASHIK	Nashik	MBA	No Upward Revision	19-12-2019	89367	10633	100000
6	EN5173	SNJB'S COLLEGE OF ENGINEERING, (JAIN GURUKUL), NEMINAGAR, CHANDWAD, (NASHIK)	Nashik	MBA	Approved	24-09-2021	59892	7608	67500
7	EN5180	NASHIK GRAMIN SHIKSHAN PRASARAK MANDAL'S BRAHMA VALLEY COLLEGE OF ENGINEERING AND RESEARCH INSTITUTE ANJANERI, NASHIK	Nashik	MBA	Approved	06-01-2022	58453	6547	65000
8	EN5330	PUNE VIDYARTHI GRIHA'S COLLEGE OF ENGINEERING, NASHIK	Nashik	MBA	Approved	18-11-2021	50000	6000	56000



  
**PRINCIPAL**  
 Brahma Valley College of Engg. & RI

**Fee approved by Shikshan Shulka Samiti for AY 2020-21**

Select District

**OR**

Search Institute Name

Get Report

**Fee Approved by Fees Regulating Authority, Maharashtra for Academic Year 2020-21**

Sr. No.	Inst ID	Inst Name	District	Stream	Status	Date of Meeting	Tuition Fee	Development Fee	Total Fee
1	EN5108	NASHIK DISTRICT MARATHA VIDYA PRASARAK SAMAJ'S KARMAVEER ADV.BABAURAO GANPATRAO THAKARE COLLEGE OF ENGINEERING, NASHIK	Nashik	ENGG	No Upward Revision	04-01-2019	85855	10645	96500
2	EN5109	SANDIP FOUNDATION'S, SANDIP INSTITUTE OF TECHNOLOGY AND RESEARCH CENTRE, MAHIRAVANI, NASHIK	Nashik	ENGG	No Upward Revision	29-01-2019	98922	11078	110000
3	EN5121	K. K. WAGH INSTITUTE OF ENGINEERING EDUCATION AND RESEARCH, NASHIK	Nashik	ENGG	No Upward Revision	11-04-2019	111209	13791	125000
4	EN5124	JAGADAMBA EDUCATION SOC. NASHIK'S S.N.D. COLLEGE OF ENGINEERING & RESERCH, BABULGAON	Nashik	ENGG	No Upward Revision	05-01-2019	64888	8112	73000
5	EN5125	PRAVARA RURAL EDUCATION SOCIETY'S SIR VISVESVARAYA INSTITUTE OF TECHNOLOGY, AT. POST-CHINCHOLI, TAL-SINNAR, DIST-NASHIK	Nashik	ENGG	Approved	19-12-2019	78641	9359	88000
6	EN5173	SNJB'S COLLEGE OF ENGINEERING, (JAIN GURUKUL), NEMINAGAR, CHANDWAD, (NASHIK)	Nashik	ENGG	No Upward Revision	04-01-2019	79678	9322	89000
7	EN5177	MATOSHRI COLLEGE OF ENGINEERING AND RESEARCH CENTRE, EKLAHARE, NASHIK	Nashik	ENGG	No Upward Revision	04-01-2019	71620	8380	80000
8	EN5180	NASHIK GRAMIN SHIKSHAN PRASARAK MANDAL'S BRAHMA VALLEY COLLEGE OF ENGINEERING AND RESEARCH INSTITUTE ANJANERI, NASHIK	Nashik	ENGG	No Upward Revision	04-01-2019	75676	8324	84000
9	EN5181	GOKHALE EDUCATION SOCIETY, COLLEGE OF ENGINEERING, NASHIK	Nashik	ENGG	Approved	26-02-2020	62113	7887	70000
		KAVAYATI CHARITABLE TRUST-LITE CAMPUS/DR. NATUBA SARKAR			No Upward				



  
**PRINCIPAL**  
 Brahma Valley College of Engg. & RI

**Fee Approved by Fees Regulating Authority, Maharashtra for Academic Year 2020-21**

Sr. No.	Inst ID	Inst Name	District	Stream	Status	Date of Meeting	Tuition Fee	Development Fee	Total Fee
1	EN5108	NASHIK DISTRICT MARATHA VIDYA PRASARAK SAMAJ'S KARMAVEER ADV.BABAURAO GANPATRAO THAKARE COLLEGE OF ENGINEERING, NASHIK	Nashik	MBA	No Upward Revision	04-01-2019	84074	10426	94500
2	EN5109	SANDIP FOUNDATION'S, SANDIP INSTITUTE OF TECHNOLOGY AND RESEARCH CENTRE, MAHIRAVANI, NASHIK	Nashik	MBA	No Upward Revision	29-01-2019	134891	15109	150000
3	EN5121	K. K. WAGH INSTITUTE OF ENGINEERING EDUCATION AND RESEARCH, NASHIK	Nashik	MBA	No Upward Revision	11-04-2019	74535	9465	84000
4	EN5124	JAGADAMBA EDUCATION SOC. NASHIK'S S.N.D. COLLEGE OF ENGINEERING & RESERCH, BABULGAON	Nashik	MBA	No Upward Revision	05-01-2019	62222	7778	70000
5	EN5125	PRAVARA RURAL EDUCATION SOCIETY'S SIR VISVESVARAYA INSTITUTE OF TECHNOLOGY, AT. POST-CHINCHOLI, TAL-SINNAR, DIST-NASHIK	Nashik	MBA	Approved	19-12-2019	89367	10633	100000
6	EN5173	SNJB'S COLLEGE OF ENGINEERING, (JAIN GURUKUL), NEMINAGAR, CHANDWAD, (NASHIK)	Nashik	MBA	No Upward Revision	04-01-2019	61051	7449	68500
7	EN5180	NASHIK GRAMIN SHIKSHAN PRASARAK MANDAL'S BRAHMA VALLEY COLLEGE OF ENGINEERING AND RESEARCH INSTITUTE ANJANERI, NASHIK	Nashik	MBA	No Upward Revision	04-01-2019	53153	5847	59000
8	MB5110	PUNE VIDYARTHI GRIHA'S INSTITUTE OF MANAGEMENT, NASHIK	Nashik	MBA	No Upward Revision	15-11-2018	50588	5412	56000
9	MB5113	NASHIK DISTRICT MARATHA VIDYA PRASARAK SAMAJ'S INSTITUTE OF MANAGEMENT RESEARCH & TECHNOLOGY, NASHIK	Nashik	MBA	Approved	23-01-2020	81938	11062	93000
10	MB5114	GOKHALE EDUCATION SOCIETY'S J. D. C. BYTCO INSTITUTE OF MANAGEMENT STUDIES & RESEARCH, NASHIK	Nashik	MBA	Approved	16-01-2020	106666	13334	120000



  
**PRINCIPAL**  
 Brahma Valley College of Engg. & Ri

**Fee approved by Shikshan Shulka Samiti for AY 2019-20**

Get Report

**Fee Approved by Fees Regulating Authority, Maharashtra for Academic Year 2019-20**

Sr. No.	Inst ID	Inst Name	District	Stream	Status	Date of Meeting	Tuition Fee	Development Fee	Total Fee
1	EN5108	NASHIK DISTRICT MARATHA VIDYA PRASARAK SAMAJ'S KARMAVEER ADV.BABAURAO GANPATRAO THAKARE COLLEGE OF ENGINEERING, NASHIK	Nashik	ENGG	Approved	04-01-2019	85855	10645	96500
2	EN5109	SANDIP FOUNDATION'S, SANDIP INSTITUTE OF TECHNOLOGY AND RESEARCH CENTRE, MAHIRAVANI, NASHIK	Nashik	ENGG	Approved	29-01-2019	98922	11078	110000
3	EN5121	K. K. WAGH INSTITUTE OF ENGINEERING EDUCATION AND RESEARCH, NASHIK	Nashik	ENGG	Approved	11-04-2019	111209	13791	125000
4	EN5124	JAGADAMBA EDUCATION SOC. NASHIK'S S.N.D. COLLEGE OF ENGINEERING & RESEARCH, BABULGAON	Nashik	ENGG	Approved	05-01-2019	64888	8112	73000
5	EN5125	PRAVARA RURAL EDUCATION SOCIETY'S SIR VISVESVARAYA INSTITUTE OF TECHNOLOGY, AT, POST-CHINCHOLI, TAL-SINNAR, DIST-NASHIK	Nashik	ENGG	No Upward Revision	23-01-2018	70653	6847	77500
6	EN5173	SNJB'S COLLEGE OF ENGINEERING, (JAIN GURUKUL), NEMINAGAR, CHANDWAD, (NASHIK)	Nashik	ENGG	Approved	04-01-2019	79678	9322	89000
7	EN5177	MATOSHRI COLLEGE OF ENGINEERING AND RESEARCH CENTRE, EKLAHARE, NASHIK	Nashik	ENGG	Approved	04-01-2019	71620	8380	80000
8	EN5180	NASHIK GRAMIN SHIKSHAN PRASARAK MANDAL'S BRAHMA VALLEY COLLEGE OF ENGINEERING AND RESEARCH INSTITUTE ANJANERI, NASHIK	Nashik	ENGG	Approved	04-01-2019	75676	8324	84000

Get Report

**Fee Approved by Fees Regulating Authority, Maharashtra for Academic Year 2019-20**

Sr. No.	Inst ID	Inst Name	District	Stream	Status	Date of Meeting	Tuition Fee	Development Fee	Total Fee
1	EN5108	NASHIK DISTRICT MARATHA VIDYA PRASARAK SAMAJ'S KARMAVEER ADV.BABAURAO GANPATRAO THAKARE COLLEGE OF ENGINEERING, NASHIK	Nashik	MBA	Approved	04-01-2019	84074	10426	94500
2	EN5109	SANDIP FOUNDATION'S, SANDIP INSTITUTE OF TECHNOLOGY AND RESEARCH CENTRE, MAHIRAVANI, NASHIK	Nashik	MBA	Approved	29-01-2019	134891	15109	150000
3	EN5121	K. K. WAGH INSTITUTE OF ENGINEERING EDUCATION AND RESEARCH, NASHIK	Nashik	MBA	Approved	11-04-2019	74535	9465	84000
4	EN5124	JAGADAMBA EDUCATION SOC. NASHIK'S S.N.D. COLLEGE OF ENGINEERING & RESEARCH, BABULGAON	Nashik	MBA	Approved	05-01-2019	62222	7778	70000
5	EN5125	PRAVARA RURAL EDUCATION SOCIETY'S SIR VISVESVARAYA INSTITUTE OF TECHNOLOGY, AT, POST-CHINCHOLI, TAL-SINNAR, DIST-NASHIK	Nashik	MBA	No Upward Revision	23-01-2018	87114	8886	96000
6	EN5173	SNJB'S COLLEGE OF ENGINEERING, (JAIN GURUKUL), NEMINAGAR, CHANDWAD, (NASHIK)	Nashik	MBA	Approved	04-01-2019	61051	7449	68500
7	EN5180	NASHIK GRAMIN SHIKSHAN PRASARAK MANDAL'S BRAHMA VALLEY COLLEGE OF ENGINEERING AND RESEARCH INSTITUTE ANJANERI, NASHIK	Nashik	MBA	Approved	04-01-2019	53153	5847	59000
8	MB5110	PUNE VIDYARTHI GRIHA'S INSTITUTE OF MANAGEMENT, NASHIK	Nashik	MBA	Approved	15-11-2018	50588	5412	56000



**PRINCIPAL**  
Brahma Valley College of Engg. & RI

## Fee approved by Shikshan Shulka Samiti for AY 2018-19

Get Report

### Fee Approved by Fees Regulating Authority, Maharashtra for Academic Year 2018-19

Sr. No.	Inst ID	Inst Name	Stream	Status	Date of Meeting	Tuition Fee	Development Fee	Total Fee	Remark
1	EN5108	NASHIK DISTRICT MARATHA VIDYA PRASARAK SAMAJ'S KARMAVEER ADV.BABAURAO GANPATRAO THAKARE COLLEGE OF ENGINEERING, NASHIK	ENGG	Approved	23/01/2018	75336	8664	84000	
2	EN5109	SANDIP FOUNDATION'S, SANDIP INSTITUTE OF TECHNOLOGY AND RESEARCH CENTRE, MAHIRAVANI, NASHIK	ENGG	Approved	28/02/2018	82250	8750	91000	
3	EN5121	K. K. WAGH INSTITUTE OF ENGINEERING EDUCATION AND RESEARCH, NASHIK	ENGG	Approved	23/01/2018	84753	9747	94500	
4	EN5124	JAGADAMBA EDUCATION SOC. NASHIK'S S.N.D. COLLEGE OF ENGINEERING & RESERCH, BABULGAON	ENGG	No Upward Revision	18/02/2017	59545	5955	65500	
5	EN5125	PRAVARA RURAL EDUCATION SOCIETY'S SIR VISVESVARAYA INSTITUTE OF TECHNOLOGY, AT. POST-CHINCHOLI, TAL-SINNAR, DIST-NASHIK	ENGG	Approved	23/01/2018	70653	6847	77500	
6	EN5173	SNJB'S COLLEGE OF ENGINEERING, (JAIN GURUKUL), NEMINAGAR, CHANDWAD, (NASHIK)	ENGG	Approved	23/01/2018	57727	5773	63500	
7	EN5177	MATOSHRI COLLEGE OF ENGINEERING AND RESEARCH CENTRE, EKLAHARE, NASHIK	ENGG	No Upward Revision	10/02/2017	72727	7273	80000	
8	EN5180	NASHIK GRAMIN SHIKSHAN PRASARAK MANDAL'S BRAHMA VALLEY COLLEGE OF ENGINEERING AND RESEARCH INSTITUTE ANJANERI, NASHIK	ENGG	No Upward Revision	02/03/2017	70455	7045	77500	
9	EN5181	GOKHALE EDUCATION SOCIETY, COLLEGE OF ENGINEERING, NASHIK	ENGG	Approved	27/03/2018	49685	5315	55000	
10	EN5182	KALYANI CHARITABLE TRUST, LATE GAMBHIRRAO NATUBA SAPKAL COLLEGE OF ENGINEERING, ANJANERI, NASHIK	ENGG	Approved	23/04/2018	66551	6449	73000	



  
**PRINCIPAL**  
 Brahma Valley College of Engg. & RI

**Fee approved by Shikshan Shulka Samiti for AY 2017-18**

Get Report

**Fee Approved by Fees Regulating Authority, Maharashtra State for Academic Year 2017-18**

Sr. No.	Year	Inst ID	Inst Name	Stream	Status	Date of Meeting	Tuition Fee	Development Fee	Total Fee	Remark
1	2017-18	ENS108	NASHIK DISTRICT MARATHA VIDYA PRASARAK SAMAJ'S KARMAVEER ADV.BABURAO GANPATRAO THAKARE COLLEGE OF ENGINEERING, NASHIK	ENGG	Approved	10-02-2017	76364	7636	84000	
2	2017-18	ENS109	SANDIP FOUNDATION'S, SANDIP INSTITUTE OF TECHNOLOGY AND RESEARCH CENTRE, MAHIRAVANI, NASHIK	ENGG	Approved	16-02-2017	81818	8182	90000	
3	2017-18	ENS121	K. K. WAGH INSTITUTE OF ENGINEERING EDUCATION AND RESEARCH, NASHIK	ENGG	Approved	10-02-2017	82727	8273	91000	
4	2017-18	ENS124	JAGADAMBA EDUCATION SOC. NASHIK'S S.N.D. COLLEGE OF ENGINEERING & RESEARCH, BABULGAON	ENGG	Approved	18-02-2017	59545	5955	65500	
5	2017-18	ENS125	PRAVARA RURAL EDUCATION SOCIETY'S SIR VISVESVARAYA INSTITUTE OF TECHNOLOGY, AT. POST-CHINCHOLI, TAL-SINNAR, DIST-NASHIK	ENGG	Approved	10-02-2017	70000	7000	77000	
6	2017-18	ENS173	SNJB'S COLLEGE OF ENGINEERING, (JAIN GURUKUL), NEMINAGAR, CHANDIWAD, (NASHIK)	ENGG	Approved	10-02-2017	62273	6227	68500	
7	2017-18	ENS177	MATOSHRI COLLEGE OF ENGINEERING AND RESEARCH CENTRE, EKLAHARE, NASHIK	ENGG	Approved	10-02-2017	72727	7273	80000	
8	2017-18	ENS180	NASHIK GRAMIN SHIKSHAN PRASARAK MANDAL'S BRAHMA VALLEY COLLEGE OF ENGINEERING AND RESEARCH INSTITUTE ANJANERI, NASHIK	ENGG	Approved	02-03-2017	70455	7045	77500	
9	2017-18	ENS181	GOKHALE EDUCATION SOCIETY, COLLEGE OF ENGINEERING, NASHIK	ENGG	Approved	11-05-2017	48182	4818	53000	
10	2017-18	ENS182	KALIYANI CHARITABLE TRUST, LATE GAMBHIRRAO NATUBA SAPKAL COLLEGE OF ENGINEERING, ANJANERI, NASHIK	ENGG	Approved	25-07-2017	66364	6636	73000	

Get Report

**Fee Approved by Fees Regulating Authority, Maharashtra State for Academic Year 2017-18**

Sr. No.	Year	Inst ID	Inst Name	Stream	Status	Date of Meeting	Tuition Fee	Development Fee	Total Fee	Remark
1	2017-18	ENS108	NASHIK DISTRICT MARATHA VIDYA PRASARAK SAMAJ'S KARMAVEER ADV.BABURAO GANPATRAO THAKARE COLLEGE OF ENGINEERING, NASHIK	MBA	Approved	10-02-2017	78636	7864	86500	
2	2017-18	ENS109	SANDIP FOUNDATION'S, SANDIP INSTITUTE OF TECHNOLOGY AND RESEARCH CENTRE, MAHIRAVANI, NASHIK	MBA	Approved	16-02-2017	95909	9591	105500	
3	2017-18	ENS121	K. K. WAGH INSTITUTE OF ENGINEERING EDUCATION AND RESEARCH, NASHIK	MBA	Approved	10-02-2017	74545	7455	82000	
4	2017-18	ENS124	JAGADAMBA EDUCATION SOC. NASHIK'S S.N.D. COLLEGE OF ENGINEERING & RESEARCH, BABULGAON	MBA	Approved	18-02-2017	70455	7045	77500	
5	2017-18	ENS125	PRAVARA RURAL EDUCATION SOCIETY'S SIR VISVESVARAYA INSTITUTE OF TECHNOLOGY, AT. POST-CHINCHOLI, TAL-SINNAR, DIST-NASHIK	MBA	Approved	10-02-2017	82727	8273	91000	
6	2017-18	ENS173	SNJB'S COLLEGE OF ENGINEERING, (JAIN GURUKUL), NEMINAGAR, CHANDIWAD, (NASHIK)	MBA	Approved	10-02-2017	50000	5000	55000	
7	2017-18	ENS180	NASHIK GRAMIN SHIKSHAN PRASARAK MANDAL'S BRAHMA VALLEY COLLEGE OF ENGINEERING AND RESEARCH INSTITUTE ANJANERI, NASHIK	MBA	Approved	02-03-2017	59545	5955	65500	
8	2017-18	M85110	PUNE VIDYARTHI GRIHA'S INSTITUTE OF MANAGEMENT, NASHIK	MBA	Approved	04-03-2017	49091	4909	54000	
9	2017-18	M85113	NASHIK DISTRICT MARATHA VIDYA PRASARAK SAMAJ'S INSTITUTE OF MANAGEMENT RESEARCH & TECHNOLOGY, NASHIK	MBA	Approved	05-07-2017	77273	7727	85000	
10	2017-18	M85113	NASHIK DISTRICT MARATHA VIDYA PRASARAK SAMAJ'S INSTITUTE OF MANAGEMENT RESEARCH & TECHNOLOGY, NASHIK	MBA	Approved	09-06-2017	59091	5909	65000	
11	2017-18	M85114	GOKHALE EDUCATION SOCIETY'S J. D. C. BYTCO INSTITUTE OF MANAGEMENT STUDIES & RESEARCH, NASHIK	MBA	Approved	10-05-2017	80909	8091	89000	
12	2017-18	M85115	MAHATMA GANDHI VIDYAMANDIR'S INSTITUTE OF MANAGEMENT AND RESEARCH, NASHIK	MBA	Approved	04-03-2017	76364	7636	84000	




**PRINCIPAL**  
Brahma Valley College of Engg. & RI

**Brahma Valley College of Engineering and RI**  
**NGSPM Brahma Valley Education Campus**  
 Anjaneri, Trambak, Nashik  
**Receipt & Payment Account**  
 1-Apr-2021 to 31-Mar-2022

Receipts	Amount	Amount	Payments	Amount	Amount
Opening Balance			Current Liabilities		
Bank Accounts	6,18,263.51		Provisions	2,84,57,073.32	2,84,57,073.32
Cash-in-hand	18,380.00	6,36,643.51	Fixed Assets		
Current Liabilities			Computer	11,02,200.00	
Remuneration Received	8,52,506.00		Equipment	8,00,000.00	19,02,200.00
Provisions	3,70,707.28	12,23,213.28	Investments		
Investments			IMC Bank Ltd FD-35/101106/1	2,43,79,150.00	
IMC Bank Ltd FD-35/101106/3	2,47,57,022.00	2,47,57,022.00	IMC Bank Ltd - FD-35/101113/1	35,65,000.00	2,79,44,150.00
Current Assets			Current Assets		
Loans & Advances (Asset)	50,000.00		Loans & Advances (Asset)	22,000.00	
Sundry Debtors	6,71,35,925.75	6,71,85,925.75	Sundry Debtors	2,43,234.00	2,65,234.00
Branch / Divisions			Branch / Divisions		
Brahma Valley B.ED. College	5,25,000.00		Brahma Valley College of Pharmacy	43,856.00	
Brahma Valley College of Pharmacy	8,21,856.00		Brahma Valley D.Ed. College	25,000.00	
Brahma Valley MBA Management College	2,46,000.00		Brahma Valley MBA Management College	17,000.00	
NGSPM	5,49,20,302.00	5,65,13,158.00	Brahma Valley Public School	4,74,000.00	
Direct Incomes			Brahma Valley Tapowan School	2,37,000.00	
Eligibility Fee Received	2,22,100.00		NGSPM	2,79,79,042.33	2,87,75,898.33
Exam Fees Received	10,91,070.00	13,13,170.00	Direct Incomes		
Indirect Incomes			Exam Fees Received	3,335.00	3,335.00
Bank Interest Recd	20,570.00		Direct Expenses		
Fees	4,404.00	24,974.00	Newspaper Charges.	2,66,383.00	
			Salary & Allowances	2,83,55,798.00	
			Site Office Exp.	53,800.00	2,86,75,981.00
			Indirect Expenses		
			Advertisement Expenses	7,80,348.00	
			Affiliation Fee	11,51,305.00	
			ARA Processing Fee	1,10,809.44	
			Audit Fees	2,68,000.00	
			Bank Charges	67,377.90	
			Building Sanitization Exp	1,15,896.00	
			Campaigning Exp	61,950.00	
			Canteen Exp	45,000.00	
			Cleaning Exp	64,200.00	
			Committee Meeting Exp	1,41,000.00	
			Computer Exp	2,31,750.00	
			Conference & Seminar Exp	1,07,856.00	
			Consumables Exp	5,00,000.00	
			Disel and Petrol Exp	1,42,256.00	
			DTE Exp	5,470.00	
			E-Journal Exp	3,04,060.00	
			Electrical Exp	5,000.00	
			Electricity Charges Paid to MSEB	20,75,400.00	
			Eligibility Exp	1,26,700.00	
			Exam Fee Expenses	13,25,574.00	
			Exam Remuneration Paid	6,54,613.00	
			Facility Development Exp	3,10,000.00	
			Fee Refund	37,795.00	
			Fees Discount	44,068.50	
			Fertilizer Exp	2,41,614.16	
			Fire Fighting Systems Exp	37,004.72	
			First Aid & Medical Camp Exp for Student	9,73,438.00	
			FRA Processing Fee	1,09,066.72	
			Fuel and Power Exp	1,36,000.00	
			Function & Festival Exp	8,82,812.00	
			Gardening Exp	8,01,620.00	
			General Exp.	1,27,558.00	
			Ground Development Exp	4,48,330.00	
			Guest Exp	57,803.00	
			Hospitality Exp	1,69,896.00	
			Industrial Visit Exp	4,35,635.00	
			Insurance Exp	51,000.00	



*Handwritten signature*



*Handwritten signature*


**PRINCIPAL**  
 Brahma Valley College of Engg. & RI



		Internet & Infrastructure Exp	1,00,000.00	
		Int. Paid on OD	2,01,773.00	
		Labour Charges	4,62,314.00	
		Legal Exp	4,64,300.00	
		Magazine & Periodicals	6,66,846.00	
		Mess Exp	7,43,072.00	
		Mess Facility to Students	21,79,008.00	
		Miscellaneous Exp	52,500.00	
		Office Administrative Exp	2,38,500.00	
		Office Exp	2,13,421.00	
		Office Rent Exp	5,78,000.00	
		Plumbing Exp	50,000.00	
		Postage and Telephone Exp	2,47,062.00	
		Practical Exp.	6,32,948.00	
		Printing Exp.	6,44,697.00	
		Repair & Maint. Building	21,44,144.00	
		Repair & Maint. Computer Exp	2,99,251.00	
		Repair & Maint. Furniture Exp	4,91,922.00	
		Repair & Maint. Laboratories Exp	5,14,412.00	
		Rep. & Main. Fabrication Exp	12,99,658.00	
		Rep. & Main of Colouring Building Exp	15,22,061.00	
		R.Off	1.00	
		Security & Protection Exp	2,95,576.00	
		Social Gathering Exp	10,00,651.00	
		Software Expenses	1,57,300.00	
		Sport Exp	1,79,641.00	
		Sport & Gymkhana Exp	3,75,396.00	
		Staff Approval Exp	10,200.00	
		Staff Welfare Exp	1,85,460.00	
		Stationary Exp	6,73,941.00	
		Student Activity Exp	11,53,800.00	
		Student Industrial Visit Exp	1,55,000.00	
		Student Welfare Expenses	10,000.00	
		Transport Expenses Incurred for Students & S	9,05,722.00	
		Travelling Exp	2,97,850.00	
		Veical Exp	11,000.00	
		Washing & Cleaning Exp	3,13,256.00	
		WATER PROFFING EXP	5,15,329.00	
		Web Desing & Maint. Exp	8,50,000.00	
		Workshop Exp	3,13,500.00	
		Xerox Exp	65,675.00	
		Repairs & Maintenance	5,69,305.00	3,49,35,703.44
		Closing Balance		
		Bank Accounts	6,43,884.45	
		Cash-in-hand	50,647.00	6,94,531.45
Total		15,16,54,106.54	Total	15,16,54,106.54



*Handwritten signature*




*Handwritten signature*  
**PRINCIPAL**  
 Brahma Valley College of Engg. & RI

**Brahma Valley College of Engineering and RI**  
**NGSPM Brahma Valley Education Campus**  
**Anjaneri, Trambak, Nashik**  
**Income & Expenditure Account**  
**1-Apr-2021 to 31-Mar-2022**

Expenditure	Amt	Amt	Income	Amt	Amt
Salary & Allowances	5,50,95,572.00	5,50,95,572.00	Fees Received		
Advertisement Expenses	7,80,348.00		Eligibility Fee Received	2,22,700.00	
Affiliation Fee	11,51,305.00		Exam Fees Received	10,87,735.00	
ARA Processing Fee	1,10,809.44		Fees	8,09,44,764.00	8,22,55,199.00
Audit Fees	2,68,000.00		Interest Income		
Bank Charges	67,377.90		Bank Interest Recd	20,570.00	
Building Sanitization Exp	1,15,896.00		Interest Recd. on FDR	3,67,694.00	3,88,264.00
Campaining Exp	64,950.00		Nett Loss		1,04,05,452.94
Newspaper Charges.	2,66,383.00				
Site Office Exp.	53,800.00				
Repaires & Maintainance	5,69,305.00				
Canteen Exp	45,000.00				
Cleaing Exp	64,200.00				
Committee Meeting Exp	1,41,000.00				
Computer Exp	2,31,750.00				
Conference & Seminar Exp	1,07,856.00				
Consumables Exp	5,00,000.00				
Depreciation	30,63,446.00				
Disel and Petrol Exp	1,42,256.00				
DTE Exp	5,470.00				
E-Journal Exp	3,04,060.00				
Electrical Exp	5,000.00				
Electricity Charges Paid to MSEB	20,75,400.00				
Eligibility Exp	1,26,700.00				
Exam Fee Expenses	13,25,574.00				
Exam Remuneration Paid	6,54,613.00				
Facility Development Exp	3,10,000.00				
Fee Refund	37,795.00				
Fees Discount	2,17,930.00				
Fertilizer Exp	2,41,614.16				
Fire Fighting Systems Exp	37,004.72				
First Aid & Medical Camp Exp for Student	9,73,438.00				
FRA Processing Fee	1,09,066.72				
Fuel and Power Exp	1,36,000.00				
Function & Festival Exp	8,82,812.00				
Gardening Exp	8,01,620.00				
Genaral Exp.	1,27,558.00				
Ground Development Exp	4,48,330.00				
Guest Exp	57,808.00				
Hospitality Exp	1,69,896.00				
Industrial Visit Exp	4,35,635.00				
Insurance Exp	51,000.00				
Internet & Infrastructure Exp	1,00,000.00				
Int. Paid on OD	2,01,773.00				
Labour Charges	4,62,314.00				
Legal Exp	4,64,300.00				
Magazine & Periodicals	6,66,846.00				
Mess Exp	7,43,072.00				
Mess Facility to Students	21,79,008.00				
Miscellaneous Exp	52,500.00				
<b>Total c/f</b>	<b>2,21,47,819.94</b>	<b>5,50,95,572.00</b>	<b>Total c/f</b>		<b>9,30,48,915.94</b>



*(Signature)*




*(Signature)*

Total b/f	2,21,47,819.94	5,50,95,572.00	Total b/f		9,30,48,915.94
Office Administrative Exp	2,38,500.00				
Office Exp	2,13,421.00				
Office Rent Exp	5,78,000.00				
Plumbing Exp	50,000.00				
Postage and Telephone Exp	2,47,062.00				
Practical Exp.	6,32,948.00				
Printing Exp.	6,44,697.00				
Repair & Maint. Buildng	21,44,144.00				
Repair & Maint. Computer Exp	2,99,251.00				
Repair & Maint. Furniture Exp	4,91,922.00				
Repair & Maint. Laboratories Exp	5,14,412.00				
Rep. & Main. Fabraction Exp	12,99,658.00				
Rep. & Main of Colouring Building Exp	15,22,061.00				
R.Off	1.00				
Security & Protection Exp	2,95,576.00				
Social Gathering Exp	10,00,651.00				
Software Expenses	1,57,300.00				
Sport Exp	1,79,641.00				
Sport & Gymkhana Exp	3,75,396.00				
Staff Approval Exp	10,200.00				
Staff Walfare Exp	1,85,460.00				
Stationary Exp	6,73,941.00				
Student Activity Exp	11,53,800.00				
Student Industrial Visit Exp	1,55,000.00				
Student Walfare Expensess	10,000.00				
Transport Expenses Incurred for Students & Sta	3,65,872.00				
Travlleing Exp	2,97,850.00				
Veical Exp	11,000.00				
Washing & Cleaning Exp	3,13,256.00				
WATER PROFFING EXP	5,15,329.00				
Web Desing & Maint. Exp	8,50,000.00				
Workshop Exp	3,13,500.00				
Xerox Exp	65,675.00	3,79,53,343.94			
		9,30,48,915.94			9,30,48,915.94



*Handwritten signature*



*Handwritten signature*

**PRINCIPAL**  
Brahma Valley College of Engg. & RI

Brahma Valley College of Engineering and RI  
NGSPM Brahma Valley Education Campus  
Anjaneri, Trambak, Nashik  
Balance Sheet

1-Apr-2021 to 31-Mar-2022

Liabilities	Amt	Amt	Assets	Amt	Amt
<b>Loans (Liability)</b>			<b>Fixed Assets</b>		
Unsecured Loans	1,92,970.00	1,92,970.00	Building	2,60,94,985.00	
<b>Current Liabilities</b>			Computer	12,25,881.00	
Provisions	2,50,38,628.96		Electrical Installation	10,99,880.00	
Sundry Creditors	1,95,79,201.92	4,46,17,830.88	Equipment	26,93,968.00	
<b>Branch / Divisions</b>			Furniture & Fixtures	1,11,40,220.00	
Brahma Valley B.ED. College	5,25,000.00		Labratory Machinery	3,23,678.00	
Brahma Valley College of Pharmacy	35,60,200.00		Library Books	2,43,506.00	
Brahma Valley D.Ed. College	(2,46,350.00)		Vehicle	2,42,222.00	4,30,64,340.00
Brahma Valley MBA Management College	44,46,437.75		<b>Current Assets</b>		
Brahma Valley Pimpalgaon School	(2,00,000.00)		Loans & Advances (Asset)	10,06,073.00	
Brahma Valley Poly .College	(67,30,938.00)		Sundry Debtors	4,62,85,782.80	
Brahma Valley Public School	9,01,025.00		Cash-in-hand	50,647.00	
Brahma Valley Tapowan School	(2,67,000.00)		Bank Accounts	6,43,884.45	
NGSPM	37,65,42,723.67	37,85,31,098.42	Other Current Assets	1,12,16,744.00	5,92,03,131.25
<b>Total</b>			<b>Profit &amp; Loss A/c</b>		
			Opening Balance	31,06,68,975.11	
			Current Period	1,04,05,452.94	32,10,74,428.05
			<b>Total</b>		
					42,33,41,899.30



*(Signature)*





*(Signature)*  
**PRINCIPAL**  
Brahma Valley College of Engg. & RI

**Brahma Valley College of Engineering and RI**  
**NGSPM Brahma Valley Education Campus**  
**Anjaneri, Trambak, Nashik**

**Depreciation Schedule**

Particulars	Opening balance	Addition	Depreciation	Closing balance
Building	2,67,64,087.00		6,69,102.00	2,60,94,985.00
Computer	5,00,275.00	11,02,200.00	3,76,594.00	12,25,881.00
Electrical Installation	12,93,977.00		1,94,097.00	10,99,880.00
Equipment	22,98,786.00	8,00,000.00	4,04,818.00	26,93,968.00
Furniture & Fixtures	1,23,78,022.00		12,37,802.00	1,11,40,220.00
Labratory Machinery	3,80,798.00		57,120.00	3,23,678.00
Library Books	3,24,674.00		81,168.00	2,43,506.00
Vehicle	2,84,967.00		42,745.00	2,42,222.00
	<b>4,42,25,586.00</b>	<b>19,02,200.00</b>	<b>30,63,446.00</b>	<b>4,30,64,340.00</b>



*(Signature)*

**PRINCIPAL**  
 Brahma Valley College of Engg. & RI

**BV College of Engineering and RI**  
**NGSPM Brahma Valley Education Campus**  
**Anjaneri, Trambak, Nashik**  
**Balance Sheet**

1-Apr-2020 to 31-Mar-2021

Liabilities	Amt	Amt	Assets	Amt	Amt
<b>Capital Account</b>			<b>Fixed Assets</b>		
<b>Loans (Liability)</b>			Building	26,764,087.00	
Unsecured Loans	<u>192,970.00</u>	192,970.00	Computer	500,275.00	
<b>Current Liabilities</b>			Electrical Installation	1,293,977.00	
Provisions	29,190,308.00		Equipment	2,298,786.00	
Sundry Creditors	17,726,695.92	46,917,003.92	Furniture & Fixtures	12,378,022.00	
<b>Branch / Divisions</b>			Laboratory Machinery	380,798.00	
Brahma Valley College of Pharmacy	2,782,200.00		Library Books	324,674.00	
Brahma Valley D.Ed. College	(221,350.00)		Vehicle	<u>284,967.00</u>	44,225,586.00
Brahma Valley MBA Management College	4,285,300.00		<b>Current Assets</b>		
BRAHMA VALLEY PIMPALGAON SCHOOL	(200,000.00)		Closing Stock		
Brahma Valley Poly .College	(6,730,938.00)		Loans & Advances (Asset)	1,053,273.00	
Brahma Valley Public School	1,375,025.00		Sundry Debtors	84,185,773.30	
BRAHMA VALLEY TAPOWAN SCHOOL	(30,000.00)		Cash-in-hand	18,380.00	
NGSPM	<u>403,616,784.00</u>	404,877,021.00	Bank Accounts	618,263.51	
			Other Current Assets	<u>11,216,744.00</u>	97,092,433.81
			<b>Profit &amp; Loss A/c</b>		
			Opening Balance	275,365,594.79	
			Current Period	<u>35,303,380.32</u>	310,668,975.11
<b>Total</b>		<b>451,986,994.92</b>	<b>Total</b>		<b>451,986,994.92</b>



  
**PRINCIPAL**  
 Brahma Valley College of Engg. & RI

Particulars	Opening balance	Addition	Depreciation	Closing balance
Building	27,450,346.00		686,259.00	26,764,087.00
Computer	667,033.00		166,758.00	500,275.00
Electrical Installation	1,522,326.00		228,349.00	1,293,977.00
Equipment	2,704,454.00		405,668.00	2,298,786.00
Furniture & Fixtures	13,753,358.00		1,375,336.00	12,378,022.00
Labratory Machinery	447,998.00		67,200.00	380,798.00
Library Books	432,898.00		108,224.00	324,674.00
Vehicle	335,255.00		50,288.00	284,967.00
<b>Grand Total</b>	<b>47,313,668.00</b>		<b>3,088,082.00</b>	<b>44,225,586.00</b>



  
 PRINCIPAL  
 Brahma Valley College of Engg. & RI

**BV College of Engineering and RI**  
**NGSPM Brahma Valley Education Campus**  
**Anjaneri, Trambak, Nashik**  
**Receipt & Payment Account**  
**1-Apr-2020 to 31-Mar-2021**

Receipts	Amount	Amount	Payments	Amount	Amount
Opening Balance			Current Liabilities		
Bank Accounts	4,962,320.13		Provisions	14,680,528.00	14,680,528.00
Cash-in-hand	945.00	4,963,265.13	Current Assets		
Current Liabilities			Loans & Advances (Asset)	270,000.00	
Remuniration Received	512,479.00		Sundry Debtors	150,038.00	420,038.00
Provisions	250,080.00	762,559.00	Branch / Divisions		
Current Assets			Brahma Valley College of Pharmacy	139,800.00	
Sundry Debtors	35,698,424.50	35,698,424.50	Brahma Valley D.Ed. College	15,000.00	
Branch / Divisions			Brahma Valley MBA Management College	151,232.00	
Brahma Valley College of Pharmacy	650,000.00		BRAHMA VALLEY PIMPALGAON SCHOOL	200,000.00	
Brahma Valley MBA Management College	384,743.00		Brahma Valley Poly .College	3,491,416.00	
Brahma Valley Public School	2,500,000.00		Brahma Valley Public School	1,160,975.00	
NGSPM	59,847,657.00	63,382,400.00	BRAHMA VALLEY TAPOWAN SCHOOL	30,000.00	
Direct Incomes			NGSPM	3,400,000.00	8,588,423.00
Eligibility Fee Received	171,600.00		Direct Expenses		
Exam Fees Received	1,905,088.00	2,076,688.00	Salary & Allowances	50,118,253.00	50,118,253.00
Indirect Incomes			Indirect Expenses		
BANK INTEREST RECD	71.00		Advertisement Expenses	280,916.00	
Fees	30.00	101.00	Affiliation Fee	117,500.00	
Indirect Expenses			ARA Processing Fee	130,000.00	
STAFF APPROVEL EXP	200.00	200.00	Audit Fees	103,500.00	
			Bank Charges	22,427.05	
			Campaining Exp	114,600.00	
			Cleaing Exp	234,909.00	
			Computer Exp	9,750.00	
			CONSUMABLES EXP	40,000.00	
			Disel and Petrol Exp	50,720.00	
			DTE EXP	55,000.00	
			ELECT.EXP	118,925.00	
			Electricity Charges Paid to MSEB	700,000.00	
			Eligibility Exp	108,850.00	
			Exam Fee Expenses	3,371,357.10	
			Exam Remuneration Paid	513,337.00	
			Fabractioin Exp	1,163,076.00	
			FACILITY DEVELOPMENT EXP	44,200.00	
			Fee Refund	18,000.00	
			FERTILIZER EXP	39,914.00	
			First Aid & Medical Camp Exp for Student	429,247.00	
			FRA Processing Fee	72,000.00	
			Function & Festival Exp	90,600.00	
			Gardening Exp	1,445,750.00	
			Ground Development Exp	883,679.55	
			Guest Exp	73,000.00	
			INSURANCE EXP	131,000.00	
			Labour Charges	196,365.00	
			Legal Exp	115,500.00	
			MAGAZINE & PERIODICALS	103,000.00	
			Mess Exp	399,600.00	
			Mess Facility to Students	1,499,753.00	
			Miscellaneous Exp	25,845.00	
			OFFICE ADMINISTRATIVE EXP	1,442,200.00	
			Office Exp	130,429.00	
			OFFICE RENT	929,000.00	
			Painting Exp	1,313,000.00	
			PETTY CASH HO EXP	195,000.00	
			Plumbing Exp	138,540.00	
			Postage and Telephone Exp	143,535.00	
			Printing & Stationery Exp	1,765,938.00	
			Providend Fund	1,952,413.00	
			Registaion Fee	90,000.00	
			REPAIR AND MAIN.FURNITURE	1,228,500.00	
			REPAIR AND MAINT.COMPUTER	95,950.00	
			Repair & Maint.Building	3,739,191.00	
			R.OFF	0.50	
			SECURITY & PROTECTION EXP	885,000.00	
			Software Expenses	46,846.00	



*(Signature)*

**PRINCIPAL**  
**Brahma Valley College of Engg. & RI**



		SPORT & GYMKHANA EXP	970,527.00	
		STAFF APPROVEL EXP	10,510.92	
		STAFF WALEFARE EXP	99,000.00	
		Stationary Exp	29,815.00	
		STUDENT ACTIVITY	810,000.00	
		STUDENT INDUSTRIAL VISIT EXP	983,650.00	
		Student Walefare Expensess	36,000.00	
		Transport Expenses Incurred for Students & S	1,365,850.00	
		Travleing Exp	72,350.00	
		Veical Exp	66,300.00	
		WASHING & CLEANING EXP	58,000.00	
		Workshop Exp	469,696.00	
		Xerox Exp	14,490.00	
		Repairs & Maintenance	655,700.00	32,439,752.12
		Closing Balance		
		Bank Accounts	618,263.51	
		Cash-in-hand	18,380.00	636,643.51
<b>Total</b>		<b>106,883,637.63</b>		<b>106,883,637.63</b>




*(Handwritten signature)*

**BV College of Engineering and RI**  
**NGSPM Brahma Valley Education Campus**  
**Anjaneri, Trambak, Nashik**  
**Income & Expenditure Account**  
**1-Apr-2020 to 31-Mar-2021**

Expenditure	Amt	Amt	Income	Amt	Amt
<b>Direct Expenses</b>			<b>Direct Incomes</b>		
Salary & Allowances	75,830,723.00	75,830,723.00	Eligibility Fee Received	171,600.00	
<b>Indirect Expenses</b>			Exam Fees Received	1,905,088.00	2,076,688.00
Repairs & Maintenance	655,700.00		<b>Indirect Incomes</b>		
Advertisement Expenses	280,916.00		Fees	74,878,019.30	
Affiliation Fee	117,500.00		BANK INTEREST RECD	71.00	74,878,090.30
ARA Processing Fee	130,000.00		<b>Nett Loss</b>		35,303,380.32
Audit Fees	103,500.00				
Bank Charges	22,427.05				
Campaigning Exp	114,600.00				
Cleaing Exp	234,909.00				
Computer Exp	9,750.00				
CONSUMABLES EXP	40,000.00				
Depreciation	3,088,082.00				
Disel and Petrol Exp	50,720.00				
DTE EXP	55,000.00				
ELECT.EXP	118,925.00				
Electricity Charges Paid to MSEB	700,000.00				
Eligibility Exp	108,850.00				
Exam Fee Expenses	3,371,357.10				
Exam Remuneration Paid	513,337.00				
Fabraction Exp	1,163,076.00				
FACILITY DEVELOPMENT EXP	44,200.00				
Fee Refund	18,000.00				
FERTILIZER EXP	39,914.00				
First Aid & Medical Camp Exp for Student	429,247.00				
FRA Processing Fee	72,000.00				
Function & Festival Exp	90,600.00				
Gardening Exp	2,445,750.00				
Ground Development Exp	883,679.55				
Guest Exp	73,000.00				
INSURANCE EXP	131,000.00				
Labour Charges	196,365.00				
Legal Exp	115,500.00				
MAGAZINE & PERIODICALS	103,000.00				
Mess Exp	399,600.00				
Mess Facility to Students	1,499,753.00				
Miscellaneous Exp	25,845.00				
OFFICE ADMINISTRATIVE EXP	1,442,200.00				
Office Exp	130,429.00				
OFFICE RENT	929,000.00				
Painting Exp	1,313,000.00				
PETTY CASH HO EXP	195,000.00				
Plumbing Exp	138,540.00				
Postage and Telephone Exp	143,535.00				
Printing & Stationery Exp	1,765,938.00				
Provident Fund	1,952,413.00				
Registaion Fee	90,000.00				
REPAIR AND MAIN.FURNITURE	1,228,500.00				
REPAIR AND MAINT.COMPUTER	95,950.00				
Repair & Maint.Building	3,739,191.00				
R.OFF	2.00				
SECURITY & PROTECTION EXP	885,000.00				
Software Expenses	46,846.00				
SPORT & GYMKHANA EXP	970,527.00				
STAFF APPROVEL EXP	10,310.92				
STAFF WALEFARE EXP	99,000.00				
Stationary Exp	29,815.00				
STUDENT ACTIVITY	810,000.00				
STUDENT INDUSTRIAL VISIT EXP	983,650.00				
Student Walefare Expenses	36,000.00				
Transport Expenses Incurred for Students & Staff	1,265,650.00				
Travleing Exp	72,350.00				




  
**PRINCIPAL**  
**Brahma Valley College of Engg. & RI**

Veical Exp	66,300.00			
WASHING & CLEANING EXP	58,000.00			
Workshop Exp	469,696.00			
Xerox Exp	14,490.00	36,427,435.62		
<b>Total</b>		<b>112,258,158.62</b>	<b>Total</b>	<b>112,258,158.62</b>



*(Handwritten signature in red ink)*

**PRINCIPAL**  
**Brahma Valley College of Engg. & RI**



# MRJ & COMPANY

CA. Mahendra Ramesh Jamdhade

(C.A., M.com., C.S.-fnl)

Mob. 7721083703 E-mail : cacsmrj@gmail.com

Res. : H. No. 104, Parvati Chowk, Ghatol Mala, Kamgar Nagar, Satpur, Nashik 422007.  
Off. : 1819, Kapadia Complex, Near Sterling Motors, Gadkari Chowk, Nashik Ph. : 0253 2505584, 0253 6605584

Ref. No.

Date :

## Brahma Valley College of Engineering and RI - 19-20


NGSPM Brahma Valley Education Campus

Anjaneri, Trambak, Nashik

### Balance Sheet

1-Apr-2019 to 31-Mar-2020


Liabilities	Amount	Amount	Assets	Amount	Amount
Capital Account			Fixed Assets		47,313,668
Loans (Liability)		192,970	Building	27,450,346	
Anamat	192,970		Computer	667,033	
Current Liabilities		34,353,030	Electrical Installation	1,522,326	
Provisions	17,120,441		Equipment	2,704,454	
Sundry Creditors	835,059		Furniture & Fixtures	13,753,358	
Adivasi Vikas Fund	163,920		Labratory Machinery	447,998	
EBC Scholarship 2013-14 Payable	10,912		Library Books	432,898	
EBC Scholarship 2014-15 Payable	559,230		Vehicle	335,255	
EBC Scholarship 2015-16 Payable			Investments		
EBC Scholarship 2016-17 Payable	466,439		Current Assets		62,034,303
Library Book Advance Form Samajkalyan	154,000		Loans & Advances (Asset)	895,228	
Remuneration Received	1,697,620		Sundry Debtors	44,959,066	
Scholarship Exam Fee Payable	822,839		Cash-in-hand	945	
Scholarship Payable (2010-11)	6,751,725		Bank Accounts	4,962,320	
Scholarship Payable (2011-12)	107,874		Other Current Assets	11,216,744	
Scholarship Payble (SKSC)	5,662,970		Profit & Loss A/c		275,365,595
Branch / Divisions		350,167,566	Opening Balance	225,631,345	
Brahma Valley College of Pharmch	1,982,000		Current Period	49,734,250	
Brahma Valley D.Ed. College	(206,350)				
Brahma Valley MBA Management College	4,111,789				
Brahma Valley Poly .College	(2,915,000)				
Brahma Valley Public School	36,000				
NGSPM	347,159,127				
<b>Total</b>		<b>384,713,566</b>	<b>Total</b>		<b>384,713,566</b>



*Mahendra*

*BK*

PRINCIPAL  
Brahma Valley College of Engg. & RI



# MRJ & COMPANY

CA. Mahendra Ramesh Jamdhade

(C.A., M.com., C.S.-fnl)

Mob. 7721083703 E-mail : cacsrmrj@gmail.com

Res. : H. No. 104, Parvati Chowk, Ghatol Mala, Kamgar Nagar, Satpur, Nashik 422007.

Off. : 1819, Kapadia Complex, Near Sterling Motors, Gadkari Chowk, Nashik Ph. : 0253 2505584, 0253 6605584

Ref. No.

Date :

## Brahma Valley College of Engineering & Research Institute

### Depreciation Schedule

As on 31st March 2020

Sr. No	Particulars	Opening Balance	Addition	Deletion	Depreciation	Closing Balance
1	Building	28,154,201	-	-	703,855	27,450,346
2	Computer	889,378	-	-	222,345	667,034
3	Equipment	3,181,711	-	-	477,257	2,704,454
4	Laboratory Machinery	527,056	-	-	79,058	447,998
5	Electrical Installation	1,790,972	-	-	268,646	1,522,326
6	Furniture	16,180,421	-	-	2,427,063	13,753,358
7	Library Books	577,198	-	-	144,300	432,899
8	Vehicle	326,418	68,000	-	59,163	335,255
	<b>Grand Total</b>	<b>51,627,355</b>	<b>68,000</b>	<b>-</b>	<b>4,381,686</b>	<b>47,313,669</b>



*Mahendra*



*Bh*

PRINCIPAL  
Brahma Valley College of Engg. & RI



# MRJ & COMPANY

CA. Mahendra Ramesh Jamdhade

(C.A., M.com., C.S.-fnl)

Mob. 7721083703 E-mail : cacsrmrj@gmail.com

Res. : H. No. 104, Parvati Chowk, Ghatol Mala, Kamgar Nagar, Satpur, Nashik 422007.  
Off. : 1819, Kapadia Complex, Near Sterling Motors, Gadkari Chowk, Nashik Ph. : 0253 2505584, 0253 6605584

Ref. No.

Date :

## Brahma Valley College of Engineering and RI - 19-20

NGSPM Brahma Valley Education Campus

Anjaneri, Trambak, Nashik

### Income & Expenditure

1-Apr-2019 to 31-Mar-2020

Particulars	Amount	Amount	Particulars	Amount	Amount
Direct Expenses		69,545,823	Direct Incomes		2,797,700
Labour Charges	442,431		Eligibility Fee Received	182,600	
Salary & Allowances	69,068,521		Exam Fees Received	2,615,100	
Site Office Labour Salary	34,871		Indirect Incomes		62,022,869
Indirect Expenses		45,008,996	Fees	61,537,769	
Consumables	438,605		Exam Advance From University	485,000	
Repairs & Maintenance	5,990,107		Interest Rec on Bank	100	
Advertisement Expenses	648,985		Nett Loss		49,734,250
Affiliation Fee	117,500				
ARA PROCESSING FEE	97,605				
Audit Fees	160,000				
Bank Charges	40,198				
Campaigning Expenses	35,157				
Committee Meeting Exp	278,490				
Depreciation	4,381,687				
E - Journal Exp	299,309				
Electricity Charges Paid to MSEB	1,625,884				
Eligibility Exp	131,600				
Exam Fee Expenses	1,834,024				
Examination Expenses	86,948				
Exam Remuneration Paid	1,051,612				
Fabraction Exp	748,500				
Faculty Development	126,700				
Fee Refund	53,327				
Fire Fighting Systems Exp	18,000				
First Aid & Medical Camp Exp for Students	850,000				
Fuel and Power Expenses	37,480				
Function & Festival Expenses	772,424				
Gardening Exp	700,000				
Gov.Exp.	266,798				




*Mahendra R. Jamdhade*



*PR*  
PRINCIPAL  
Brahma Valley College of Engg. & RI


Ground Development Expenses	1,144,600				
Insurance	48,579				
Legal Expenses	100,000				
Magazine & Periodicals	528,500				
Mess Expenses	1,543,100				
Mess Facility to Students	2,133,000				
Miscellaneous Exp	295,600				
Newspaper & Magazine Expenses	344,750				
Office Administrative Expenses	1,385,125				
Office Operating Expenses	175,631				
Painting Exp	695,000				
Plumbing Exp	130,000				
Postage & Courier	246,742				
Practical Expenses	669,650				
Printing Expenses	1,419,135				
Professional Charges	64,500				
Promotional Activity Exp	165,000				
Security & Protection Exp	1,090,625				
Social & Gathering Exp	1,195,986				
Sport & Gymkhana Expenses	782,732				
Staff Welfare Expenses	962,851				
Stationary Expenses	1,424,182				
Student Activity	809,152				
Student Industrial Visit Expenses	996,500				
Student Welfare	1,367,285				
Telephone Expenses	200,842				
Transport Expenses Incurred for Students & Staff	924,505				
Transporting Expenses	501,925				
Travelling Expenses	192,365				
Washing & Cleaning Expenses	156,670				
Water Charges	1,025,635				
Water Proofing Exp	529,000				
Web Design Exp	263,000				
Workshop Expenses	683,788				
Xerox Exp.	22,100				
<b>Total</b>		<b>114,554,819</b>	<b>Total</b>		<b>114,554,819</b>



*Mahendra*



*BV*  
**PRINCIPAL**  
 Brahma Valley College of Engg. & RI



# MRJ & COMPANY

CA. Mahendra Ramesh Jamdhade

(C.A., M.com., C.S.-fml)

Mob. 7721083703 E-mail : cacsrmrj@gmail.com

Res. : H. No. 104, Parvati Chowk, Ghatol Mala, Kamgar Nagar, Satpur, Nashik 422007.  
Off. : 1819, Kapadia Complex, Near Sterling Motors, Gadkari Chowk, Nashik Ph. : 0253 2505584, 0253 6605584

Ref. No.

**Brahma Valley College of Engineering and RI - 19-20**

Date :


NGSPM Brahma Valley Education Campus

Anjaneri, Trambak, Nashik

**Receipts and Payments**

1-Apr-2019 to 31-Mar-2020

Receipts	Amount	Amount	Payments	Amount	Amount
Opening Balance		63,174	Current Liabilities		14,890,503
Bank Accounts	57,774		EBC Scholarship 2016-17 Payable	404,460	
Cash-in-hand	5,400		Provisions	14,017,118	
Current Liabilities		829,415	Sundry Creditors	468,925	
Remuneration Received	829,415		Fixed Assets		68,000
Current Assets		45,181,116	Vehicle	68,000	
Sundry Debtors	45,181,116		Current Assets		1,429,570
Branch / Divisions		73,236,252	Petty Cash (Site Office)	55,480	
Brahma Valley MBA Management College	2,180,871		Loans & Advances (Asset)	812,089	
Brahma Valley Public School	3,025,000		Sundry Debtors	562,001	
NGSPM	68,030,381		Branch / Divisions		11,793,427
Direct Incomes		2,797,700	Brahma Valley D.Ed. College	10,000	
Eligibility Fee Received	182,600		Brahma Valley MBA Management College	130,000	
Exam Fees Received	2,615,100		Brahma Valley Poly. College	1,205,000	
Direct Expenses		83,330	Brahma Valley Public School	1,220,000	
Salary & Allowances	83,330		NGSPM	9,228,427	
Indirect Incomes		1,547,154	Direct Expenses		49,547,865
Exam Advance From University	485,000		Labour Charges	376,951	
Interest Rec on Bank	100		Salary & Allowances	49,136,043	
Fees	1,062,054		Site Office Labour Salary	34,871	
Indirect Expenses		5,634	Indirect Incomes		600
Bank Charges	118		Fees	600	
Exam Fee Expenses	4,611		Indirect Expenses		41,050,545
Exam Remuneration Paid	705		Advertisement Expenses	648,985	
Staff Welfare Expenses	200		Affiliation Fee	117,500	
			ARA PROCESSING FEE	97,605	
			Audit Fees	160,000	
			Bank Charges	40,316	
			Campaigning Expenses	35,157	
			Committee Meeting Exp	278,490	
			E - Journal Exp	299,309	
			Electricity Charges Paid to MSEB	1,625,884	
			Eligibility Exp	131,600	
			Exam Fee Expenses	1,838,635	
			Examination Expenses	86,948	
			Exam Remuneration Paid	1,052,317	
			Fabrication Exp	748,500	
			Faculty Development	126,700	
			Fee Refund	53,327	
			Fire Fighting Systems Exp	18,000	
			First Aid & Medical Camp Exp for Students	850,000	
			Fuel and Power Expenses	37,480	
			Function & Festival Expenses	772,424	
			Gardening Exp	700,000	



*Mahendra*

*Principle*

PRINCIPAL  
Brahma Valley College of Engg. & RI



Receipts	Amount	Amount	Payments	Amount	Amount
			Ground Development Expenses	1,144,600	
			Insurance	48,579	
			Legal Expenses	100,000	
			Magazine & Periodicals	528,500	
			Mess Expenses	1,543,100	
			Mess Facility to Students	2,133,000	
			Miscellaneous Exp	295,600	
			Newspaper & Magazine Expenses	344,750	
			Office Administrative Expenses	1,385,125	
			Office Operating Expenses	175,631	
			Painting Exp	695,000	
			Plumbing Exp	130,000	
			Postage & Courier	246,742	
			Practical Expenses	669,650	
			Printing Expenses	1,419,135	
			Professional Charges	64,500	
			Promotional Activity Exp	165,000	
			Security & Protection Exp	1,090,625	
			Social & Gathering Exp	1,195,986	
			Sport & Gymkhana Expenses	782,732	
			Staff Welfare Expenses	963,051	
			Stationary Expenses	1,424,182	
			Student Activity	809,152	
			Student Industrial Visit Expenses	996,500	
			Student Welfare	1,367,285	
			Telephone Expenses	200,842	
			Transport Expenses Incurred for Students & Staff	1,608,905	
			Transporting Expenses	501,925	
			Travelling Expenses	192,365	
			Washing & Cleaning Expenses	156,670	
			Water Charges	1,025,635	
			Water Proofing Exp	529,000	
			Web Design Exp	263,000	
			Workshop Expenses	683,788	
			Xerox Exp.	22,100	
			Consumables	438,605	
			Repairs & Maintenance	5,990,107	
			Closing Balance		4,963,265
			Bank Accounts	4,962,320	
			Cash-in-hand	945	
<b>Total</b>		<b>123,743,775</b>	<b>Total</b>		<b>123,743,775</b>



*Jamdhade*



*BV*

**PRINCIPAL**  
Brahma Valley College of Engg. & RI

**BV College of Engineering and RI - 18-19**

Printed on 13-May-23 at 11:44

**Balance Sheet**  
1-Apr-18 to 31-Mar-19

Liabilities	as at 31-Mar-19		Assets	as at 31-Mar-19	
<b>Capital Account</b>			<b>Fixed Assets</b>		<b>5,16,27,355.00</b>
<b>Loans (Liability)</b>		<b>1,92,970.00</b>	<i>Building</i>	2,81,54,201.00	
Unsecured Loans	1,92,970.00		<i>Computer</i>	8,89,378.00	
<b>Current Liabilities</b>		<b>2,92,94,423.92</b>	<i>Electrical Installation</i>	17,90,972.00	
Provisions	1,20,72,642.00		<i>Equipment</i>	31,81,711.00	
Sundry Creditors	12,49,207.00		<i>Furniture &amp; Fixtures</i>	1,61,80,421.00	
Adivasi Vikas Fund	1,63,920.00		<i>Labratory Machinery</i>	5,27,056.00	
EBC Scholarship 2013-14 Payable	10,912.44		<i>Library Books</i>	5,77,198.00	
EBC Scholarship 2014-15 Payable	5,59,230.00		<i>Vehicle</i>	3,26,418.00	
EBC Scholarship 2015-16 Payable	(-)17,76,394.62		<b>Investments</b>		
EBC Scholarship 2016-17 Payable	8,70,899.10		<b>Current Assets</b>		<b>4,10,08,211.83</b>
Library Book Advance Form Samajkalyan	1,54,000.00		Loans & Advances (Asset)	6,16,428.00	
Remuniration Received	8,68,205.00		Sundry Debtors	2,91,01,866.10	
Scholarship Exam Fee Payable	8,22,839.00		Cash-in-hand	5,400.00	
Scholarship Payable (2010-11)	85,28,120.00		Bank Accounts	57,773.73	
Scholarship Payable (2011-12)	1,07,874.00		Other Current Assets	1,12,16,744.00	
Scholarship Payble (SKSC)	56,62,970.00		Petty Cash (Site Office)	10,000.00	
<b>Branch / Divisions</b>		<b>28,87,79,518.00</b>	<b>Excess of expenditure over income</b>		<b>22,56,31,345.09</b>
Brahma Valley College of Pharmch	19,82,000.00		Opening Balance	20,79,67,621.98	
Brahma Valley College of Technical Education (Poly)	(-)17,10,000.00		Current Period	1,76,63,723.11	
Brahma Valley D.Ed. College	(-)1,96,350.00				
Brahma Valley MBA Management College	20,60,918.00				
Brahma Valley Public School	(-)17,69,000.00				
NGSPM	28,84,11,950.00				
<b>Total</b>		<b>31,82,66,911.92</b>	<b>Total</b>		<b>31,82,66,911.92</b>



**PRINCIPAL**  
 Brahma Valley College of Engg. & RI

## BV College of Engineering and RI - 18-19

### Income and Expenditure Statement

1-Apr-18 to 31-Mar-19

Particulars	1-Apr-18 to 31-Mar-19	Particulars	1-Apr-18 to 31-Mar-19
<b>Direct Expenses</b>	<b>3,68,37,794.00</b>	<b>Direct Incomes</b>	<b>35,75,676.00</b>
Labour Charges	3,82,980.00	Eligibility Fee Received	1,40,150.00
Salary & Allowances	3,62,11,839.00	Exam Fees Received	34,34,666.00
Site Office Labour Salary	2,42,975.00	Revaluation & Verification Fee Received	860.00
<b>Indirect Expenses</b>	<b>3,25,62,697.31</b>	<b>Indirect Incomes</b>	<b>4,81,61,092.20</b>
Consumables	19,81,442.00	Fees	4,72,27,916.00
Repairs & Maintenance	47,05,226.00	Exam Advance From University	9,23,768.00
Advance for Expenses	1,02,000.00	Interest Rec on Bank	858.20
Advertisement Expenses	2,18,743.00	Other Income	8,550.00
Affiliation Fee	1,17,500.00		
Audit Fees	7,000.00	Excess of expenditure over income	1,76,63,723.11
Bank Charges	68,893.51		
Campaigning Expenses	25,697.00		
Committee Meeting Exp	1,30,917.00		
Conference & Seminar	2,800.00		
Consultancy Exp	15,000.00		
Depreciation	39,17,659.00		
Disel Exp	2,07,710.00		
E - Journal Exp	13,570.00		
Electricity Charges Paid to MSEB	9,28,880.00		
Eligibility Exp	97,400.00		
Exam Fee Expenses	35,75,620.80		
Examination Expenses	54,028.00		
Exam Remuneration Paid	4,60,216.00		
Fabracton Exp	4,95,000.00		
Faculty Development	1,160.00		
Fee Refund	2,25,767.00		
Fire Fighting Systems and Equipment	67,805.00		
First Aid & Medical Camp Exp for Students	1,60,590.00		
Food & Beverage Expenses	510.00		
Fuel and Power Expenses	64,789.00		
Function & Festival Expenses	6,39,010.00		
Gardening Exp	11,61,400.00		
Ground Development Expenses	4,900.00		
Guest On Arrival Expenses	79,288.00		
Honorarium Expenses	1,500.00		
Hospitality Exp	16,215.00		
Hostel Expenses	5,63,596.00		
Industrial Visit	50,000.00		
Legal Expenses	51,400.00		
Mess Expenses	10,99,228.00		
Mess Facility to Students	21,50,278.00		
Miscellaneous Exp	48,020.00		
Newspaper & Magazine Expenses	12,239.00		
Office Administrative Expenses	81,733.00		
Office Rent	1,28,000.00		
Oral /Practical/Project Viva Expenses	2,27,104.00		
Painting Exp	50,000.00		
Plumbing Exp	71,388.00		
Practical Expenses	2,05,750.00		
Printing Expenses	12,69,208.00		
Professional Charges	32,458.00		
Promotional Activity Exp	6,80,987.00		
Publicity Exp	6,52,590.00		



(Signature)

**PRINCIPAL**  
Brahma Valley College of Engg. & RI

continued ...

## Income and Expenditure Statement : 1-Apr-18 to 31-Mar-19

Particulars	1-Apr-18 to 31-Mar-19	Particulars	1-Apr-18 to 31-Mar-19
Registration Expenses	2,500.00		
Software Expenses	36,344.00		
Sport & Gymkhana Expenses	8,15,567.00		
Staff Welfare Expenses	75,050.00		
Stationary Expenses	1,16,430.00		
Student Industrial Visit Expenses	3,000.00		
Student Welfare	1,84,800.00		
Telephone Expenses	70,745.00		
Transport Expenses Incurred for Students & Staff	4,53,555.00		
Transporting Expenses	20,67,230.00		
Travelling of Staff Expenses	4,12,839.00		
Washing & Cleaning Expenses	3,65,568.00		
Water Charges	7,792.00		
Web Design Exp	7,02,000.00		
Workshop Expenses	2,830.00		
Xerox Exp.	3,24,232.00		
<b>Total</b>	<b>6,94,00,491.31</b>	<b>Total</b>	<b>6,94,00,491.31</b>



  
**PRINCIPAL**  
 Brahma Valley College of Engg. & RI

m 7721083703  
e cacsmrj@gmail.com



**MRJ & Company**  
CA. Mahendra Ramesh Jamdhade  
(C.A., M.Com., CS-Fnl.)

H.N. 104, Parvati Chowk, Ghatol Mala, Kamgar Nagar, Satpur, Nashik 422 007

Ref.No.:

Date:

**Brahma Valley College Of Engineering & RI**  
Anjeneri, Trimbakeshwar.  
DIST. Nashik  
**Receipt & Payment Account**  
1-Apr-2017 to 31-Mar-2018

Receipts	Amount	Amount	Payments	Amount	Amount
Opening Balance			Loans (Liability)		
Cash-in-hand	1,656,236.00		NGSPM	7,690,000.00	7,690,000.00
Bank Accounts			Current Liabilities		
Abhyudaya Co Op 29	7,447.23		EBC Scholarship Payable	3,147,414.00	3,147,414.00
Abhyudaya Co Op 32	12,109.00		Provisions		
Abhyudaya Co Op 33	12,795.34		Staff Salary Payable	54,498,167.00	
Abhyudaya Co Op 67	2,562.00		TDS	263,572.00	
Mahindra Bank Hostel 1741	47,915.00		Professional Tax Payable	130,975.00	54,892,714.00
BOM Trimbakeshwar	1,042,888.00		Sundry Creditors		
ICICI Mahatma Nagar	4,294.46		Dhwarka Mahila Mandal Caterers	161,349.00	
IDBI 8201	3,631.00		Milan Restaurant & Caterers	315,069.00	
IMC 2362	1,363.00		Shrinath Travel Agency	1,257,690.00	1,734,108.00
IMC 6343	2,960.00		Current Assets		
PNB Mahatma Nagar	21,098.99		Staff Advance	371,300.00	
SBI Trimbakeshwar	41,543.99	2,856,847.01	Sundry Debtors	569,969.00	941,269.00
Loans (Liability)			Branch / Divisions		
NGSPM	73,219,177.00	73,219,177.00	MBA College	210,000.00	
Current Liabilities			Brahma Valley D. Ed College	31,650.00	
EBC Scholarship	3,147,414.00		Polytechnic College	970,000.00	1,211,650.00
Remuneration Received	730,031.00	4,106,006.00	Direct Incomes		
Investments			Exam Fees Received	1,715.00	1,715.00
IMC Bank Shares	250,000.00	250,000.00	Direct Expenses		
Current Assets			Labour Charges	328,900.00	
Sundry Debtors	33,833,581.90	33,833,581.90	Site Office Labour Salary	460,719.00	789,619.00
Branch / Divisions			Indirect Expenses		
Brahma Valley MBA College	779,200.00	779,200.00	Accounting Charges	100,000.00	
Direct Incomes			Advertisement Expenses	1,029,710.00	
Eligibility Fee Recd	158,950.00		Affiliation Fee	170,775.00	
Exam Fees Recd	4,955,450.00		Audit Fees	45,000.00	
Tuition Fees	1,580,986.00		Bank Charges	128,828.17	
Photocopy & Revaluation Fee	259,760.00	6,955,146.00	Committee Meeting Exp	240,431.00	
Direct Expenses			Conference & Seminar	820,128.00	
Salary & Allowances Reversed	420,755.00	420,755.00	Consultancy Exp	438,335.00	
		122,420,712.91		2,973,207.17	70,408,489.00



*M. Jamdhade*

*Pr*

**PRINCIPAL**  
Brahma Valley College of Engg. & RI

m 7721083703  
e cacsmrj@gmail.com




**MRJ & Company**  
CA. Mahendra Ramesh Jamdhade  
(C.A., M.Com., CS-Fnl.)

H.N. 104, Parvati Chowk, Ghatol Mala, Kamgar Nagar, Satpur, Nashik 422 007

Ref.No.:

Date:

		122,420,712.91		2,973,207.17	70,408,489.00
Indirect Incomes					
Bank Int Recd	1,088.00	1,088.00	Development Exp	756,430.00	
Indirect Expenses			E - Journal Exp	980,790.00	
Examination Exp	5,223.00		Electricity Charges Paid to MSEB	1,316,060.00	
Exam Remuneration	25,482.00		Eligibility Exp	99,050.00	
Photocopy & Revaluation Expenses	1,690.00		Exam Fee Expenses	5,912,774.00	
Registration Exp.	200.00	32,595.00	Examination Expenses	55,077.00	
			Exam Remuneration Paid	1,678,007.00	
			Faculty Development	612,954.00	
			Fee Refund	192,872.00	
			First Aid & Medical Camp Exp for Studen	150,163.00	
			Fuel and Power Expenses	6,000.00	
			Function & Festival Expenses	674,368.00	
			Gardening Exp	511,036.00	
			Ground Development Expenses	301,750.00	
			Honouriroum Visiting Fecaulties	320,400.00	
			Hospitality Exp	105,030.00	
			Industrial Visit	994,800.00	
			Internet & Infrastructure Exp	1,444,500.00	
			LIC & Other Commitee Visit Expenses	420,400.00	
			Magazine & Periodicals	509,015.00	
			Mess Facility to Students	18,241.00	
			Miscellaneous Exp	443,530.00	
			Newspaper & Magazine Expenses	261,480.00	
			Office Administrative Expenses	927,427.00	
			Other Operating Exp	1,075,300.00	
			Photocopy & Revaluation Expenses	257,510.00	
			Postage & Courier	221,600.00	
			Practical Expenses	561,060.00	
			Printing Expenses	1,215,394.00	
			Promotional Activity Exp	648,720.00	
			Publicity Exp	523,410.00	
			Registration Expenses	401,795.00	
			Repaires & Maintainance of E & TC Lab	448,154.00	
			Security & Protection Exp	914,700.00	
			Social & Gathering Exp	830,230.00	
			Sport & Gymkhana Expenses	670,060.00	
			Staff Training	531,827.00	
			Staff Walefare Expenses	704,761.00	
			Stationary Expenses	995,450.00	
			Student Activity	764,964.00	
			Student Welfare	1,058,360.00	
			Telephone Expenses	213,365.00	
			Transport Expenses Incurred for Student	2,219,650.00	
			Transporting Expenses	180,592.00	
			Washing & Cleaning Expenses	273,910.00	
			Water Charges	998,530.00	
			Water Proofing Exp	460,890.00	
			Web Design Exp	400,000.00	
		122,454,395.91		38,235,593.17	70,408,489.00



*Mahendra R. Jamdhade*

*(Signature)*

PRINCIPAL  
Brahma Valley College of Engg. & Tech.

m 7721083703  
e cacsmrj@gmail.com



**MRJ & Company**  
CA. Mahendra Ramesh Jamdhade  
(C.A., M.Com., CS-Fnl.)

H.N. 104, Parvati Chowk, Ghatol Mala, Kamgar Nagar, Satpur, Nashik 422 007

Ref.No.:

Date:

	122,454,395.91		38,235,593.17	70,408,489.00
		Workshop Expenses	550,448.00	
		Consumable Expenses for Exam	28,292.00	
		Consumables for Civil Lab	728,500.00	
		Consumables for Computer Lab	855,792.00	
		Consumables for Electrical Lab	477,002.00	
		Consumables for E&TC Lab	535,490.00	
		Consumables for General Sci Lab	515,400.00	
		Consumables for IT Lab	623,490.00	
		Consumables for Mechanical Lab	733,780.00	
		Consumables for Workshop	375,640.00	
		Repaires & Maintainance Electrical Expe	529,258.00	
		Repaires & Maintainance of Building	2,068,538.00	
		Repaires & Maintainance of Canteen Are	360,000.00	
		Repaires & Maintainance of Civil Lab	416,241.00	
		Repaires & Maintainance of Classrooms	461,906.00	
		Repaires & Maintainance of Computer La	438,971.00	
		Repaires & Maintainance of Electronic La	595,318.00	
		Repaires & Maintainance of Furniture &	213,120.00	
		Repaires & Maintainance of General Scie	274,972.00	
		Repaires & Maintainance of Mechanical I	450,057.00	
		Repair & Maintainance Office Expenses	13,630.00	
		Repair & Maintainance of Vehicle	65,000.00	49,546,438.17
		<b>Closing Balance</b>		
		Cash-in-hand	128,232.00	
		<b>Bank Accounts</b>		
		Abhyudaya Co Op 29	135,509.85	
		Abhyudaya Co Op 32	3,928.94	
		Abhyudaya Co Op 33	33,905.76	
		Abhyudaya Co Op 500	1,823,214.00	
		Abhyudaya Co Op 67	2,503.00	
		Andhra Bank Hostel 1741	5,041.00	
		BOM Trimbakeshwar	3,543.00	
		ICICI Mahatma Nagar	4,454.46	
		IDBI 8204	12,379.42	
		IMC 2362	829.00	
		IMC 6343	2,972.00	
		PNB Mahatma Nagar	21,826.64	
		SBI Trimbakeshwar	321,129.67	2,499,468.74
<b>Total</b>	<b>122,454,395.91</b>	<b>Total</b>		<b>122,454,395.91</b>



*M. Jamdhade*



*Bh*

**PRINCIPAL**  
Brahma Valley College of Engg. & RI

m 7721083703  
e cacsrmrj@gmail.com



**MRJ & Company**  
CA. Mahendra Ramesh Jamdhade  
(C.A., M.Com., CS-Fnl.)

H.N. 104, Parvati Chowk, Ghatol Mala, Kamgar Nagar, Satpur, Nashik 422 007

Ref.No.:

Date:

Brahma Valley College Of Engineering & RI  
Anjeneri, Trimbakeshwar.  
DIST. Nashik  
Income & Expenditure Account  
1-Apr-2017 to 31-Mar-2018

Particulars	Amount	Amount	Particulars	Amount	Amount
Direct Expenses			Direct Incomes		
To Salary & Allowances	67,821,155.00	67,821,155.00	Exam Fees Received	4,953,735.00	
To Electricity Charges Paid to MSEB	1,316,060.00		Eligibility Fee Recd	158,950.00	
To Accounting Charges	100,000.00		Photocopy & Revaluation Fee Received	259,760.00	
To Advertisement Expenses	1,029,710.00		Tuition Fees Recd	53,185,991.00	58,558,436.00
To Affiliation Fee	170,775.00				
To Audit Fees	45,000.00		Indirect Incomes		
To Bank Charges	128,828.17		Bank Int Recd	1,088.00	1,088.00
To Committee Meeting Exp.	240,431.00				
To Conference & Seminar	820,128.00				
To Consumables for Workshop	375,640.00				
To Consumables for Civil Lab	728,500.00				
To Consumables for Computer Lab	855,792.00				
To Consumables Exp. For Exam	28,292.00				
To Consumables For Electrical lab.	477,002.00				
To Consumables for E&TC Lab	535,490.00				
To Consumables for Gen Sc Lab	515,400.00				
To Consumables for IT Lab	623,490.00				
To Consumables for Mechanical Lab	733,780.00				
To Consultancy Exp.	438,335.00				
To Development Exp.	756,430.00				
To E- Journal Exp.	980,790.00				
To Eligibility Exp.	99,050.00				
To Examination Exp	5,962,628.00				
To Exam Remuneration Paid	1,052,525.00				
To Faculty Development	612,954.00				
To Fee Refund	192,872.00				
To First Aid & Medical Camp Exp for Students	150,163.00				
To Fuel & Power Exp	6,000.00				
To Function & Festival Exp	674,368.00				
To Gardening Exp.	511,036.00				
To Ground Development Exp	301,750.00				
To Honouriroum Visiting Fecaulties	320,400.00				
To Hospitality Exp	105,030.00				
To Industrial Visit Exp	994,800.00				
To Internet & Infrastructure Exp.	1,444,500.00				
To LIC & Other Committee Visit Exp.	420,400.00				
To Magazine & Periodicals	509,015.00				
To Mess Facility to Students	979,043.00				
To Miscellaneous Exp	443,530.00				
To Newspaper & Magazine Expenses	261,480.00				
To Office Administrative Exp	927,427.00				
Total C/F	27,468,844.17	67,821,155.00	Excess of Expenditure over Income		63,937,935.17
			Total C/F		122,497,459.17



*Mahdhade*



**PRINCIPAL**  
Brahma Valley College of Engg. & RI



m 7721083703  
e cacsmrj@gmail.com




**MRJ & Company**  
CA. Mahendra Ramesh Jamdhade  
(C.A., M.Com., CS-Fnl.)

H.N. 104, Parvati Chowk, Ghatol Mala, Kamgar Nagar, Satpur, Nashik 422 007

Ref.No.:

Date:

Total B/F	27,468,844.17	67,821,155.00	Total B/F		122,497,459.17
To Other Operating Exp	1,075,300.00				
To Photocopy Exp.	255,820.00				
To Postage & Courier	221,600.00				
To Practical Exp	561,060.00				
To Printing Exp	1,215,394.00				
To Promotional Activity Exp	648,720.00				
To Publicity Exp	523,410.00				
To Registration Expenses	401,595.00				
To Repaires & Maintainance of Canteen Area	360,000.00				
To Repaires & Maintainance of Building	2,068,538.00				
To Repaires & Maintainance of Office Exp.	13,630.00				
To Repaires & Maintainance of Civil Lab	416,241.00				
To Repaires & Maintainance of Computer Lab	438,971.00				
To Repaires & Maintainance of Electronic Exp.	529,258.00				
To Repaires & Maintainance of E & TC Lab	448,154.00				
To Restructuring & Maintainance of Class Room	461,906.00				
To Repaires & Maintainance of Furniture & Fix	213,120.00				
To Repaires & Maintainance of General Science	274,972.00				
To Repaires & Maintainance of Mechanical Lab	450,057.00				
To Repaires & Maintainance of Electronic Lab	595,318.00				
To Repaires & Maintainance of Vehicle	65,000.00				
To Security & Protection Expenses	914,700.00				
To Social & Gathering Expenses	830,230.00				
To Sports & Gymkhana Exp	670,060.00				
To Staff Training	531,827.00				
To Staff Welfare Exp	704,761.00				
To Stationary Exp	995,450.00				
To Student Activity	764,964.00				
To Student Welfare Exp.	1,058,360.00				
To Telephone Exp	213,365.00				
To Transport Exp. Incurred for Students & Staf	2,205,035.00				
To Transporting Exp.	180,592.00				
To Water Charges	998,530.00				
To Web Dsing Exp.	400,000.00				
To Washing & Cleaning Exp	273,910.00				
To Water Proofing Exp	460,890.00				
To Workshop Exp	550,448.00	50,460,030.17			
To Depreciation	4,216,274.00	4,216,274.00			
Total		122,497,459.17	Total		122,497,459.17



*M. Jamdhade*



*Bh*  
PRINCIPAL  
Brahma Valley College of Engg. & RI

m 7721083703  
e cacsrmj@gmail.com



**MRJ & Company**  
CA. Mahendra Ramesh Jamdhade  
(C.A., M.Com., CS-Fnl.)


H.N. 104, Parvati Chowk, Ghatol Mala, Kamgar Nagar, Satpur, Nashik 422 007

Ref.No.:

Brahma Valley College Of Engineering & RI  
Anjaneri, Trimbakeshwar.  
DIST. Nashik  
Balance Sheet  
As On 31st March 2018

Date :

Liabilities	Amount	Amount	Assets	Amount	Amount
<b>Loans (Liability)</b>			<b>Fixed Assets</b>		
Anamat	192,970.00		Building	27,718,207.00	
NGSPM	259,416,047.00	259,609,017.00	Computer	1,185,837.00	
<b>Current Liabilities</b>			Electrical Installation	1,191,810.00	
<b>Provisions</b>			Equipment	3,631,690.00	
Advance Payable	271,766.00		Furniture & Fixtures	16,567,660.00	
Electricity Charges Payable	350,000.00		Labratory Machinery	620,066.00	
Profession Tax Payable	1,221,982.00		Library Books	769,597.00	
Staff Salary Diff Payable	2,643,567.00		Vehicle	296,136.00	51,981,003.00
Staff Salary Payable	24,641,031.00	29,128,346.00			
<b>Sundry Creditors</b>			<b>Current Assets</b>		
Bhamare Brothers	22,307.00		Staff Advance	606,046.00	
Creative Zone	347,771.00		Other Current Assets	11,216,744.00	
Design Creation	154,256.00		Sundry Debtors	29,913,175.10	41,735,965.10
Milan Restaurent & Caterers	11,022.00				
Dwarka Mahila Mandal Caterers	316,061.00		<b>Branch/ Division</b>		
Kailash Sanjivani Enterprises	48,471.00		Brahma Valley B.Ed College	50,000.00	
Bus Fair (Rebello)	74,000.00		Brahma Valley D.Ed College	196,350.00	
Om Shiv Shakti caterers	2,725.00		Brahma Valley MBA Mana. Clg.	535,860.00	
Sai Caterers	294,614.00		Polytechnic College	1,470,000.00	
Shrinath Travel Agency	360,816.00		Public School	1,769,000.00	2,949,490.00
Yannick Rebello (Bus Fair)	35,969.00	1,662,562.00			
Library Book Advance From Samajkalyan	154,000.00		<b>Closing Balance</b>		
Remuneration Received	868,205.00		Cash-in-hand	128,232.00	
Adivasi Vikas Fund	163,920.00		Bank Accounts	2,371,236.74	2,499,468.74
EBC Scholarship	425,695.82				
Scholarship Exam Fee Payable	822,839.00		<b>Profit &amp; Loss A/c</b>		
Scholarship Payable	14,298,964.00	16,733,623.82	Opening Balance	144,029,686.81	
			Current Period	63,937,935.17	207,967,621.98
<b>Total</b>		<b>307,133,548.82</b>	<b>Total</b>		<b>307,133,548.82</b>



*Mahamshade*



**PRINCIPAL**  
Brahma Valley College of Engg. & RI

7721083703  
cacsmrj@gmail.com



**MRJ & Company**  
CA. Mahendra Ramesh Jamdhade  
(C.A., M.Com., CS-Fnl.)

H.N. 104, Parvati Chowk, Ghatol Mala, Kamgar Nagar, Satpur, Nashik 422 007


Ref.No.:

Date :

**Brahma Valley College Of Engineering & RI**  
Anjeneri, Trimbakeshwar.  
DIST. Nashik

Depreciation Schedule

Sr. No	Particulars	Opening Balance	Addition	Deletion	Depreciation	Closing Balance
1	Building	28,428,930.00	-	-	710,723.00	27,718,207.00
2	Computer	1,581,116.00	-	-	395,279.00	1,185,837.00
3	Electrical Installation	1,402,129.00	-	-	210,319.00	1,191,810.00
4	Equipment	4,272,577.00	-	-	640,887.00	3,631,690.00
5	Furniture & Fixture	18,408,511.00	-	-	1,840,851.00	16,567,660.00
6	Laboratry Machinery	729,490.00	-	-	109,424.00	620,066.00
7	Library Books	1,026,129.00	-	-	256,532.00	769,597.00
8	Vehicle	348,395.00	-	-	52,259.00	296,136.00
		56,197,277.00	-	-	4,216,274.00	51,981,003.00



  
PRINCIPAL  
Brahma Valley College of Engg. & RI